



Introduction to ILO YouthSTATS database

Vipasana Karkee

Data Production and Analysis Unit, ILO Department of Statistics

▶ Overview

- ▶ Introduction to ILOSTAT
- ▶ First ILO-Mastercard Foundation project and first YouthSTATS indicators
- ▶ Second ILO-Mastercard Foundation project and the creation of YouthSTATS database
- ▶ YouthSTATS database

▶ ILOSTAT is the leading source of labour statistics

▶ Setting statistical standards

We host the International Conference of Labour Statisticians (ICLS) every 5 years

▶ Research and development

Our research work focuses on reflecting latest demands and work to support standard setting

▶ Data collection and production

We compile labour statistics from numerous sources and estimate country-level, regional, and global figures through econometric modelling

▶ Dissemination and analysis

The data we compile and produce are disseminated on ILOSTAT

▶ Capacity building and technical assistance

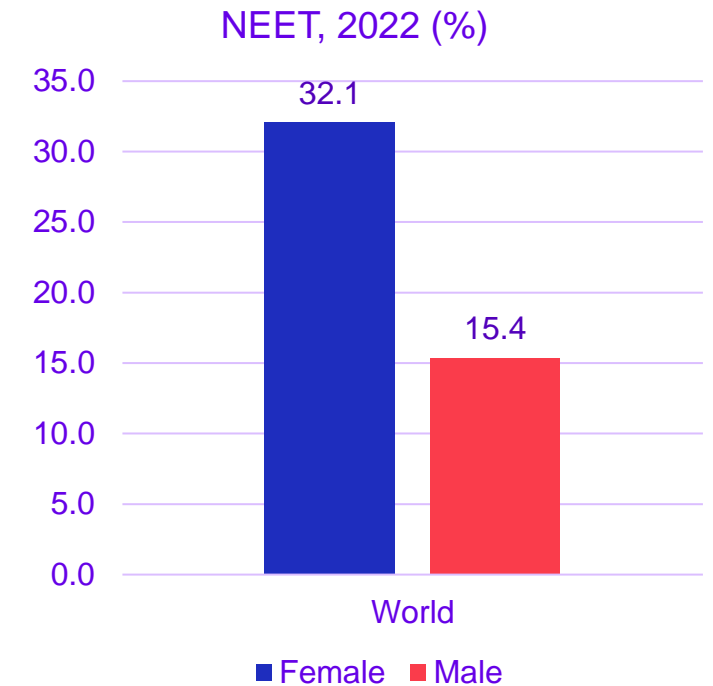
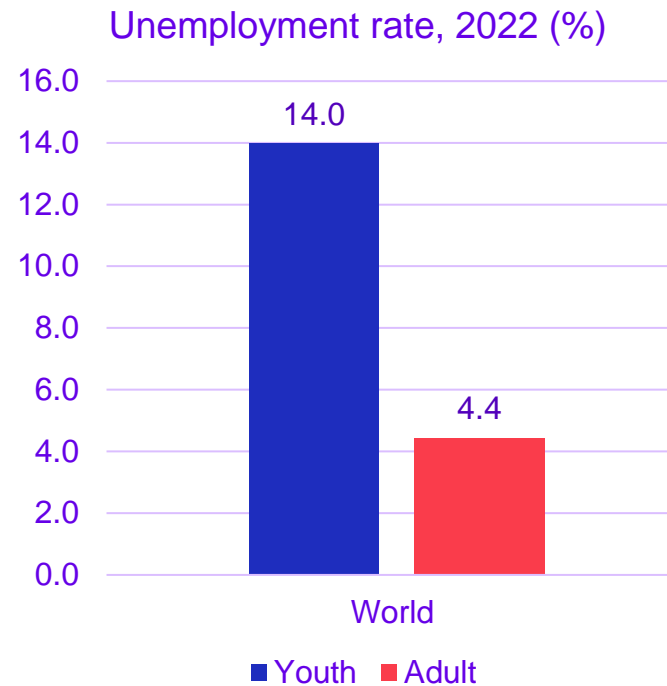
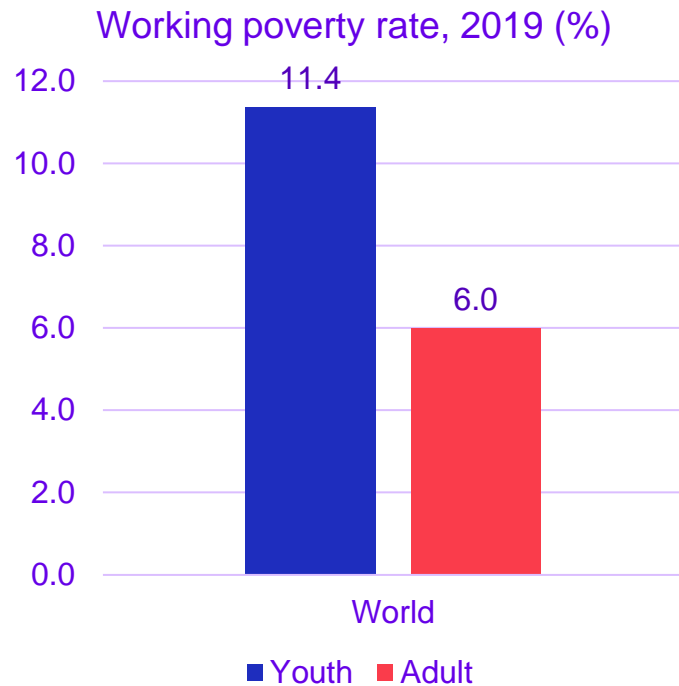
We provide technical cooperation, assistance and training in labour statistics to our Member States

Data sources and channels



165,718,529
values...
and counting!

Situation of young people in the labour market



▶ Work4Youth: First ILO-MCF project

- ▶ Project partnership between the ILO and The Mastercard Foundation that aimed to promote decent work opportunities for **young people aged 15 to 29 (note: UN definition of youth is 15-24)**
- ▶ Aimed to promote and expand decent work for youth through an improved knowledge base
- ▶ Improved ILO's school-to-work transition survey (SWTS) tools and applied it on a large scale to measure labour market transitions of young people

▶ **186,000**

young people participated in SWT surveys from 2011 to 2016

▶ **35**

countries covered by the survey

▶ YouthSTATS: Second ILO-MCF project

- ▶ Central repository of international youth labour statistics derived from SWTS and labour force surveys
- ▶ Benefits from the ILO's stock of harmonized labour force survey microdatasets

Indicators

- ▶ Youth labour force
- ▶ Youth inactivity
- ▶ Stages of transition
- ▶ Forms of transition...

Classifications

- ▶ Sex
- ▶ Age bands
- ▶ Education (ISCED for attainment)
- ▶ Rural / urban areas ...

▶ How does YouthSTATS help the youth labour market?

- ▶ School-to-work transition indicators highlight the difficult situation of youth in seeking stable and satisfactory employment
- ▶ Provides insights on challenges faced by specific population groups
- ▶ Shows the importance of developing sound, evidence-based policy responses to improve young people's labour market access